

# OPEL COMBO

*F-Style 2*

EUROPEAN  
TYPE APPROVAL

- ▶ OEM-Like finishes and accessories
- ▶ Lightweight foldable ramp
- ▶ Flat wheelchair space
- ▶ Versatile and configurable seating layout
- ▶ Top-class safety and ease-of-use



Focaccia Group sets a new standard of Quality, Reliability and Comfort with its Opel Combo F-Style 2 conversion. More internal space for both able-bodied passengers and wheelchair user ensures a pleasant trip within an ergonomic environment, boasting a unique and refined design.

Sharing your journey has never been so enjoyable! Elegant L.E.D. lights, metal-painted handrails and OEM-like moulded ABS trims are perfect complements to this new and unique concept by Focaccia Group Automotive.



## SHORT WHEELBASE

Opel Combo SWB accommodates the wheelchair user and 4 able-bodied passengers. The wheelchair can be located between the two rear seats and its occupant can travel in the company of other passengers. Seating layouts with one or no rear seats are also available in order to accommodate even bulky electric wheelchairs or scooters.



## LONG WHEELBASE

Opel Combo LWB accommodates the wheelchair user and 5 able-bodied passengers. The rear double bench can be folded to obtain extra space for luggage.



## GENIUS RAMP

Can be installed as an option on Opel Combo Long Wheelbase. The system allows the ramp to be folded inside the vehicle and to reach the flat position recreating the original floor. Genius Ramp is particularly suitable for taxis and associations and for anyone who needs to use Opel Combo Long Wheelbase for many purposes.



**RESTRAINTS STORAGE COMPARTMENT**  
Practical, comfortable housing for tie-down



**STORAGE COMPARTMENT**  
Side storage compartment made of thermoformed ABS plastic



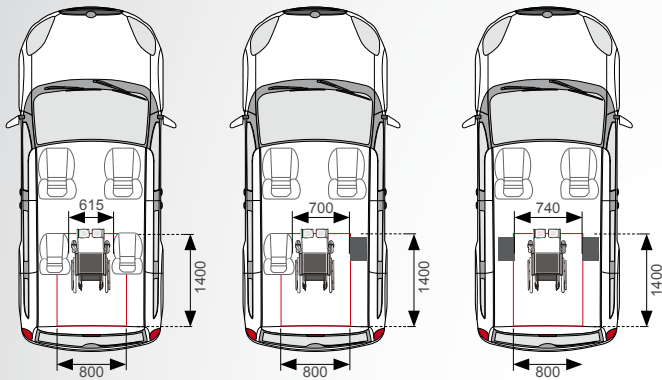
**LED LIGHTS**  
LED lights and Hi-Tech anti-slip floor covering in self-cleaning and self-extinguishing material



**F-WINCH**  
Allows drawing the wheelchair onto the access ramp, in a comfortable and safe way

**CONFIGURATIONS AND TECHNICAL SPECS**

**SHORT WHEELBASE**

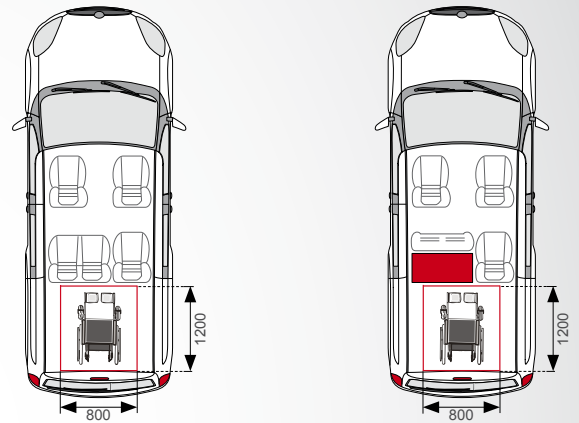


4 + 1

3 + 1

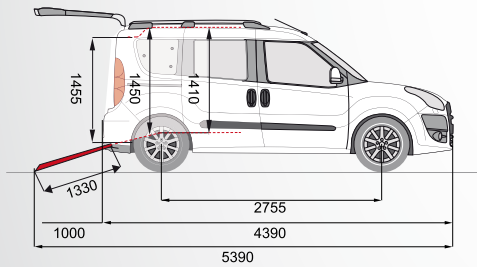
2 + 1

**LONG WHEELBASE**

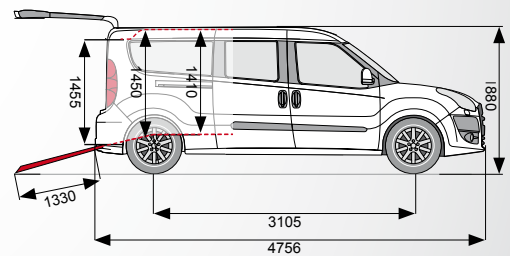


5 + 1

3 + 1



Usable Internal Height: 1410 mm / 1450 mm  
Access Height: 1455 mm  
Ramp dimension: 1330 mm x 780 mm



Usable Internal Height: 1410 mm / 1450 mm  
Access Height: 1455 mm  
Ramp dimension: 1330 mm x 780 mm

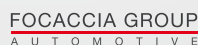
**HOMOLOGATION** Focaccia Group's homologation department is in direct contact with the main body builders and with the Italian Ministry of Transport, guaranteeing compliance with the European norms and safety criteria of the original vehicle.

**WARRANTY** Focaccia Group conversions are covered by 24 months warranty on manufacturing defects. Authorized Service Partners are available all over Europe to guarantee a timely and efficient service.

**SERVICE** Focaccia Group provides an efficient Technical Service open from Monday to Friday from 8:00 to 12:30 and from 14:00 to 17:30. You can contact us by e-mail [service@focaccia.net](mailto:service@focaccia.net) or by phone **+39 (0)544 20 23 44**. A specialized technician will take care of your inquiries.



Images shown are illustrative and for promotional purposes. Colors, shapes, dimensions and equipment may differ from those here indicated.



SS16 KM172 48015 CERVIA (RA) ITALY  
T +39 0544 973669 | F +39 0544 977232

[INFO@FOCACCIA.NET](mailto:INFO@FOCACCIA.NET)

[WWW.FOCACCIAGROUP.CH](http://WWW.FOCACCIAGROUP.CH)

[WWW.FOCACCIAGROUP.COM.BR](http://WWW.FOCACCIAGROUP.COM.BR)

[WWW.FIORELLA.WS](http://WWW.FIORELLA.WS)

[FOCACCIAGROUP.COM](http://FOCACCIAGROUP.COM)

FOLLOW US ON